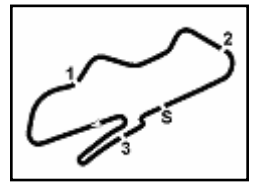


Donington Park 4.023 m

Pos	Lap									
	1	2	3	4	5	6	7	8	9	10
1	2	2	2	2	2	2	2	2	2	2
2	10	7	7	7	7	7	7	7	10	10
3	7	43	10	10	10	10	10	10	7	7
4	43	10	43	13	13	13	13	13	13	13
5	11	13	13	43	43	43	43	43	43	43
6	13	11	11	11	11	11	11	11	41	41
7	21	41	41	41	41	41	41	41	11	11
8	41	21	21	21	21	21	5	5	21	21
9	75	75	5	5	5	5	21	21	5	5
10	5	5	42	42	42	42	42	42	42	42
11	42	42	48	48	48	48	48	48	48	48
12	77	27	27	27	27	27	15	15	15	27
13	27	48	15	15	15	15	27	27	27	15
14	15	15	49	49	49	49	49	49	49	49
15	67	49	34	34	34	34	34	34	34	34
16	48	34	16	16	16	16	16	16	16	16
17	49	16	28	28	28	28	28	28	28	28
18	34	69	69	69	69	23	23	23	67	67
19	16	28	6	6	23	69	69	69	69	69
20	69	6	23	23	6	6	67	67	6	6
21	28	23	71	71	71	67	6	6	23	98
22	6	71	98	67	67	71	71	71	71	14
23	23	98	67	98	98	98	98	98	98	98
24	71	88	912	912	912	912	14	14	14	
25	98	912	88	14	14	14				
26	88	67	14	88						
27	912	77								
28	14	14								

Final Result		
1	2 L. MORRIS	Laps 10
2	10 S. NEARY	2.110
3	7 P. ATKINSON	2.893
4	13 R. GUIVER	6.385
5	43 R. BROWN	10.295
6	41 D. FERNS	15.904
7	11 L. DAWSON	16.367
8	21 M. CHEETHAM	24.380
9	5 S. MIDDLEMAS	24.597
10	42 C. CURRIE	31.247
11	48 N. WILSON	34.749
12	27 T. SKINNER	38.467
13	15 J. WAGHORN	38.878
14	49 T. RAWSTHORNE	47.537
15	34 S. WADDELOW	49.451
16	16 J. MASON	49.675
17	28 B. BROADWAY	58.894
18	67 R. HUMPHRIES	1'05.373
19	69 D. COMPTON	1'07.802
20	6 P. HASLER	1'08.267
21	98 K. JAGGARD	1'37.995
22	14 L. KING	1'41.117
RET	23 A. FOSTER	1 Lap
RET	71 W. PEARCE	1 Lap
RET	912 M. HAMBRO	4 Laps
RET	88 R. ROONEY	6 Laps
RET	75 D. HILL	8 Laps
RET	77 J. RAILTON	8 Laps
NS	22 D. MACKAY	



Donington Park 4.023 m

2 / 2

Lap 1

1	2 L.Morris (GBR)	
2	10 S.Neary (GBR)	0.694
3	7 P. Atkinson (RSA)	0.869
4	43 R. Brown (GBR)	1.177
5	11 L. Dawson (GBR)	1.478
6	13 R. Guiver (GBR)	1.816
7	21 M. Cheetham (GBR)	2.160
8	41 D. Ferns (GBR)	2.421
9	75 D. Hill (GBR)	2.748
10	5 S. Middlemas (GBR)	4.146
11	42 C. Currie (GBR)	4.659
12	77 J. Raitton (GBR)	4.769
13	27 T. Skinner (GBR)	4.880
14	15 J. Waghorn (GBR)	5.243
15	67 R. Humphries (GBR)	5.516
16	48 N. Wilson (GBR)	5.979
17	49 T. Rawsthorne (GBR)	6.459
18	34 S. Waddelow (GBR)	7.799
19	16 J. Mason (GBR)	8.133
20	69 D. Compton (GBR)	8.578
21	28 B. Broadway (GBR)	8.810
22	6 P. Hasler (GBR)	9.080
23	23 A. Foster (GBR)	9.816
24	71 W. Pearce (GBR)	11.562
25	98 K. Jaggard (GBR)	12.411
26	88 R. Rooney (GBR)	13.016
27	912 M. Hambro (GBR)	13.734
28	14 L. King (GBR)	28.569

Lap 2

1	2 L.Morris (GBR)	
2	7 P. Atkinson (RSA)	1.169
3	43 R. Brown (GBR)	1.913
4	10 S.Neary (GBR)	2.044
5	13 R. Guiver (GBR)	2.619
6	11 L. Dawson (GBR)	3.480
7	41 D. Ferns (GBR)	4.032
8	21 M. Cheetham (GBR)	4.722
9	75 D. Hill (GBR)	4.976
10	5 S. Middlemas (GBR)	6.442
11	42 C. Currie (GBR)	7.663
12	27 T. Skinner (GBR)	8.497
13	48 N. Wilson (GBR)	8.733
14	15 J. Waghorn (GBR)	9.336
15	49 T. Rawsthorne (GBR)	11.707
16	34 S. Waddelow (GBR)	12.895
17	16 J. Mason (GBR)	13.325
18	69 D. Compton (GBR)	14.560
19	28 B. Broadway (GBR)	15.275
20	6 P. Hasler (GBR)	15.503
21	23 A. Foster (GBR)	15.838
22	71 W. Pearce (GBR)	19.992
23	98 K. Jaggard (GBR)	21.981
24	88 R. Rooney (GBR)	24.399
25	912 M. Hambro (GBR)	24.667
26	67 R. Humphries (GBR)	27.006
27	77 J. Raitton (GBR)	29.031
28	14 L. King (GBR)	38.283

Lap 3

1	2 L.Morris (GBR)	
2	7 P. Atkinson (RSA)	1.235
3	10 S.Neary (GBR)	2.336
4	43 R. Brown (GBR)	2.823
5	13 R. Guiver (GBR)	3.173
6	11 L. Dawson (GBR)	4.810
7	41 D. Ferns (GBR)	5.155
8	21 M. Cheetham (GBR)	7.210
9	5 S. Middlemas (GBR)	9.135
10	42 C. Currie (GBR)	11.931
11	48 N. Wilson (GBR)	12.625
12	27 T. Skinner (GBR)	13.372
13	15 J. Waghorn (GBR)	14.003
14	49 T. Rawsthorne (GBR)	16.573
15	34 S. Waddelow (GBR)	17.627

16	16 J. Mason (GBR)	18.055
17	28 B. Broadway (GBR)	21.677
18	69 D. Compton (GBR)	22.079
19	6 P. Hasler (GBR)	22.243
20	23 A. Foster (GBR)	22.508
21	71 W. Pearce (GBR)	28.320
22	98 K. Jaggard (GBR)	31.796
23	67 R. Humphries (GBR)	34.738
24	912 M. Hambro (GBR)	35.481
25	88 R. Rooney (GBR)	35.727
26	14 L. King (GBR)	46.899

Lap 4

1	2 L.Morris (GBR)	
2	7 P. Atkinson (RSA)	1.047
3	10 S.Neary (GBR)	2.094
4	13 R. Guiver (GBR)	4.016
5	43 R. Brown (GBR)	4.333
6	11 L. Dawson (GBR)	6.239
7	41 D. Ferns (GBR)	6.450
8	21 M. Cheetham (GBR)	9.528
9	5 S. Middlemas (GBR)	11.217
10	42 C. Currie (GBR)	14.819
11	48 N. Wilson (GBR)	15.557
12	27 T. Skinner (GBR)	16.982
13	15 J. Waghorn (GBR)	17.556
14	49 T. Rawsthorne (GBR)	20.919
15	34 S. Waddelow (GBR)	22.460
16	16 J. Mason (GBR)	23.074
17	28 B. Broadway (GBR)	26.685
18	69 D. Compton (GBR)	28.438
19	6 P. Hasler (GBR)	28.771
20	23 A. Foster (GBR)	29.162
21	71 W. Pearce (GBR)	35.237
22	67 R. Humphries (GBR)	39.478
23	98 K. Jaggard (GBR)	41.764
24	912 M. Hambro (GBR)	44.604
25	14 L. King (GBR)	55.521
26	88 R. Rooney (GBR)	56.757

Lap 5

1	2 L.Morris (GBR)	
2	7 P. Atkinson (RSA)	1.069
3	10 S.Neary (GBR)	1.961
4	13 R. Guiver (GBR)	4.204
5	43 R. Brown (GBR)	5.611
6	11 L. Dawson (GBR)	7.623
7	41 D. Ferns (GBR)	8.126
8	21 M. Cheetham (GBR)	12.591
9	5 S. Middlemas (GBR)	13.215
10	42 C. Currie (GBR)	17.999
11	48 N. Wilson (GBR)	18.495
12	27 T. Skinner (GBR)	20.853
13	15 J. Waghorn (GBR)	21.194
14	49 T. Rawsthorne (GBR)	26.016
15	34 S. Waddelow (GBR)	27.211
16	16 J. Mason (GBR)	27.583
17	28 B. Broadway (GBR)	31.229
18	69 D. Compton (GBR)	35.067
19	23 A. Foster (GBR)	35.300
20	6 P. Hasler (GBR)	41.142
21	71 W. Pearce (GBR)	42.417
22	67 R. Humphries (GBR)	43.175
23	98 K. Jaggard (GBR)	51.317
24	912 M. Hambro (GBR)	53.623
25	14 L. King (GBR)	1'03.376

Lap 6

1	2 L.Morris (GBR)	
2	7 P. Atkinson (RSA)	1.459
3	10 S.Neary (GBR)	1.901
4	13 R. Guiver (GBR)	4.761
5	43 R. Brown (GBR)	6.818
6	11 L. Dawson (GBR)	9.378
7	41 D. Ferns (GBR)	9.609
8	21 M. Cheetham (GBR)	15.361

9	5 S. Middlemas (GBR)	15.790
10	42 C. Currie (GBR)	20.951
11	48 N. Wilson (GBR)	21.604
12	27 T. Skinner (GBR)	25.018
13	15 J. Waghorn (GBR)	25.313
14	49 T. Rawsthorne (GBR)	30.572
15	34 S. Waddelow (GBR)	32.245
16	16 J. Mason (GBR)	32.996
17	28 B. Broadway (GBR)	36.000
18	23 A. Foster (GBR)	42.003
19	69 D. Compton (GBR)	42.915
20	6 P. Hasler (GBR)	47.648
21	67 R. Humphries (GBR)	47.987
22	71 W. Pearce (GBR)	49.247
23	98 K. Jaggard (GBR)	1'00.500
24	912 M. Hambro (GBR)	1'07.847
25	14 L. King (GBR)	1'11.325

Lap 7

1	2 L.Morris (GBR)	
2	7 P. Atkinson (RSA)	2.085
3	10 S.Neary (GBR)	2.460
4	13 R. Guiver (GBR)	5.028
5	43 R. Brown (GBR)	7.989
6	11 L. Dawson (GBR)	11.405
7	41 D. Ferns (GBR)	11.589
8	5 S. Middlemas (GBR)	18.155
9	21 M. Cheetham (GBR)	18.507
10	42 C. Currie (GBR)	24.019
11	48 N. Wilson (GBR)	24.973
12	15 J. Waghorn (GBR)	29.537
13	27 T. Skinner (GBR)	29.981
14	49 T. Rawsthorne (GBR)	35.235
15	34 S. Waddelow (GBR)	37.155
16	16 J. Mason (GBR)	37.589
17	28 B. Broadway (GBR)	40.451
18	23 A. Foster (GBR)	47.274
19	69 D. Compton (GBR)	50.238
20	67 R. Humphries (GBR)	52.813
21	6 P. Hasler (GBR)	53.819
22	71 W. Pearce (GBR)	55.336
23	98 K. Jaggard (GBR)	1'10.183
24	14 L. King (GBR)	1'19.477

Lap 8

1	2 L.Morris (GBR)	
2	7 P. Atkinson (RSA)	2.558
3	10 S.Neary (GBR)	2.606
4	13 R. Guiver (GBR)	5.405
5	43 R. Brown (GBR)	8.798
6	11 L. Dawson (GBR)	13.421
7	41 D. Ferns (GBR)	13.561
8	5 S. Middlemas (GBR)	20.593
9	21 M. Cheetham (GBR)	20.849
10	42 C. Currie (GBR)	26.662
11	48 N. Wilson (GBR)	28.396
12	15 J. Waghorn (GBR)	32.535
13	27 T. Skinner (GBR)	32.843
14	49 T. Rawsthorne (GBR)	39.262
15	34 S. Waddelow (GBR)	41.428
16	16 J. Mason (GBR)	41.867
17	28 B. Broadway (GBR)	45.550
18	23 A. Foster (GBR)	52.303
19	69 D. Compton (GBR)	56.885
20	67 R. Humphries (GBR)	56.968
21	6 P. Hasler (GBR)	59.021
22	71 W. Pearce (GBR)	1'01.337
23	98 K. Jaggard (GBR)	1'19.400
24	14 L. King (GBR)	1'26.964

Lap 9

1	2 L.Morris (GBR)	
2	10 S.Neary (GBR)	2.668
3	7 P. Atkinson (RSA)	3.065
4	13 R. Guiver (GBR)	5.869
5	43 R. Brown (GBR)	9.434

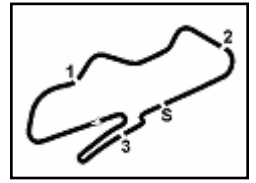
6	41 D. Ferns (GBR)	14.874
7	11 L. Dawson (GBR)	15.437
8	21 M. Cheetham (GBR)	22.771
9	5 S. Middlemas (GBR)	23.357
10	42 C. Currie (GBR)	28.942
11	48 N. Wilson (GBR)	31.560
12	15 J. Waghorn (GBR)	35.680
13	27 T. Skinner (GBR)	35.936
14	49 T. Rawsthorne (GBR)	43.961
15	34 S. Waddelow (GBR)	45.727
16	16 J. Mason (GBR)	46.179
17	28 B. Broadway (GBR)	52.079
18	67 R. Humphries (GBR)	1'01.448
19	69 D. Compton (GBR)	1'02.617
20	6 P. Hasler (GBR)	1'04.066
21	23 A. Foster (GBR)	1'04.630
22	71 W. Pearce (GBR)	1'11.697
23	98 K. Jaggard (GBR)	1'28.510
24	14 L. King (GBR)	1'34.362

Lap 10

1	2 L.Morris (GBR)	
2	10 S.Neary (GBR)	2.110
3	7 P. Atkinson (RSA)	2.893
4	13 R. Guiver (GBR)	6.385
5	43 R. Brown (GBR)	10.295
6	41 D. Ferns (GBR)	15.904
7	11 L. Dawson (GBR)	16.367
8	21 M. Cheetham (GBR)	24.380
9	5 S. Middlemas (GBR)	24.597
10	42 C. Currie (GBR)	31.247
11	48 N. Wilson (GBR)	34.749
12	27 T. Skinner (GBR)	38.467
13	15 J. Waghorn (GBR)	38.878
14	49 T. Rawsthorne (GBR)	47.537
15	34 S. Waddelow (GBR)	49.451
16	16 J. Mason (GBR)	49.675
17	28 B. Broadway (GBR)	58.894
18	67 R. Humphries (GBR)	1'05.373
19	69 D. Compton (GBR)	1'07.802
20	6 P. Hasler (GBR)	1'08.267
21	98 K. Jaggard (GBR)	1'37.995
22	14 L. King (GBR)	1'41.117

This data/results cannot be reproduced, stored and/or transmitted in whole or in part by any manner of electronic, mechanical, photocopying, recording, broadcasting or otherwise now known or herein after developed without the previous express consent by the copyright owner, except for reproduction in daily press and regular printed publications on sale to the public within 60 days of the event related to those data/results and always provided that copyright symbol appears together as follows below.

© DORNA WSBK ORGANIZATION Srl 2016



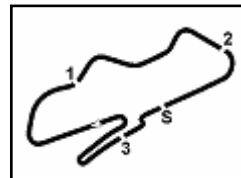
Donington Park 4.023 m

No.	Rider	Nat			Lap	Time	Gap
1	10 S. NEARY	GBR	Zoek Racing Team	Ducati 899	6	1'34.498	
2	2 L. MORRIS	GBR	Carl Cox Motorsport/P&H Motorcycles	Ducati 899	6	1'34.558	0.060
3	7 P. ATKINSON	RSA	Highsparks Motorsport	Ducati 899	4	1'34.636	0.138
4	13 R. GUIVER	GBR	Hyside Motorcycles	Ducati 899	7	1'34.856	0.358
5	43 R. BROWN	GBR	Boast Plumbing	Ducati 899	2	1'35.605	1.107
6	41 D. FERNS	GBR	Team DFR	Ducati 899	3	1'35.824	1.326
7	11 L. DAWSON	GBR	Ducati Wolverhampton	Ducati 899	3	1'36.031	1.533
8	5 S. MIDDLEMAS	GBR	Salus/Albany	Ducati 899	5	1'36.702	2.204
9	21 M. CHEETHAM	GBR	Highsparks Motorsport	Ducati 899	9	1'36.954	2.456
10	75 D. HILL	GBR	DHR	Ducati 899	2	1'37.097	2.599
11	42 C. CURRIE	GBR	Zoek Racing Team	Ducati 899	9	1'37.312	2.814
12	48 N. WILSON	GBR	NWR (Nicky Wilson Racing)	Ducati 899	2	1'37.623	3.125
13	27 T. SKINNER	GBR	FS Racing	Ducati 899	8	1'37.939	3.441
14	15 J. WAGHORN	GBR	JW Smart Services Ltd / Laguna Moto	Ducati 899	8	1'38.075	3.577
15	67 R. HUMPHRIES	GBR	ross67racing	Ducati 899	5	1'38.401	3.903
16	16 J. MASON	GBR	Hyside Motorcycles/Jimmy Mann Raci	Ducati 899	10	1'39.030	4.532
17	28 B. BROADWAY	GBR	BBR	Ducati 899	7	1'39.040	4.542
18	49 T. RAWSTHORNE	GBR	JWF Motorsport	Ducati 899	8	1'39.104	4.606
19	34 S. WADELOW	GBR	Highsparks Motorsport	Ducati 899	10	1'39.258	4.760
20	6 P. HASLER	GBR	AOR/ZERO	Ducati 899	10	1'39.735	5.237
21	23 A. FOSTER	GBR	FS Racing	Ducati 899	7	1'39.860	5.362
22	71 W. PEARCE	GBR	777 racing/P&H Motorcycles	Ducati 899	7	1'40.678	6.180
23	69 D. COMPTON	GBR	AOR/ZERO	Ducati 899	10	1'40.719	6.221
24	14 L. KING	GBR	RK Corse	Ducati 899	10	1'42.289	7.791
25	912 M. HAMBRO	GBR	True Heroes Racing/Laguna	Ducati 899	5	1'43.723	9.225
26	98 K. JAGGARD	GBR	Total Plant Ducati	Ducati 899	6	1'43.741	9.243
27	88 R. ROONEY	GBR	Highsparks Motorsport	Ducati 899	3	1'46.029	11.531

UK Round, 27-28-29 May 2016

Ducati TriOptions Cup - Results Race 1

Laps 10 = 40,230 km - Avg 152,082 km/h - Race Time 15'52.304



Donington Park 4.023 m

No.	Rider	Nat	Team	Bike	Laps	Time	Gap	Rel.	Fastest Lap
1	2 MORRIS Leon	GBR	Carl Cox Motorsport/P&H Motorc	Ducati 899	10	15'52.304		6	1'34.558
2	10 NEARY Sean	GBR	Zoek Racing Team	Ducati 899	10	15'54.414	2.110	2.110	6 1'34.498
3	7 ATKINSON Phil	RSA	Highsparks Motorsport	Ducati 899	10	15'55.197	2.893	0.783	4 1'34.636
4	13 GUIVER Rob	GBR	Hyside Motorcycles	Ducati 899	10	15'58.689	6.385	3.492	7 1'34.856
5	43 BROWN Robbie	GBR	Boast Plumbing	Ducati 899	10	16'02.599	10.295	3.910	2 1'35.605
6	41 FERNS David	GBR	Team DFR	Ducati 899	10	16'08.208	15.904	5.609	3 1'35.824
7	11 DAWSON Louis	GBR	Ducati Wolverhampton	Ducati 899	10	16'08.671	16.367	0.463	3 1'36.031
8	21 CHEETHAM Mark	GBR	Highsparks Motorsport	Ducati 899	10	16'16.684	24.380	8.013	9 1'36.954
9	5 MIDDLEMAS Sam	GBR	Salus/Albany	Ducati 899	10	16'16.901	24.597	0.217	5 1'36.702
10	42 CURRIE Craig	GBR	Zoek Racing Team	Ducati 899	10	16'23.551	31.247	6.650	9 1'37.312
11	48 WILSON Nicky	GBR	NWR (Nicky Wilson Racing)	Ducati 899	10	16'27.053	34.749	3.502	2 1'37.623
12	27 SKINNER Taryn	GBR	FS Racing	Ducati 899	10	16'30.771	38.467	3.718	8 1'37.939
13	15 WAGHORN Jon	GBR	JW Smart Services Ltd / Laguna	Ducati 899	10	16'31.182	38.878	0.411	8 1'38.075
14	49 RAWSTHORNE Tom	GBR	JWF Motorsport	Ducati 899	10	16'39.841	47.537	8.659	8 1'39.104
15	34 WADDELOW Steph	GBR	Highsparks Motorsport	Ducati 899	10	16'41.755	49.451	1.914	10 1'39.258
16	16 MASON Jake	GBR	Hyside Motorcycles/Jimmy Mann	Ducati 899	10	16'41.979	49.675	0.224	10 1'39.030
17	28 BROADWAY Ben	GBR	BBR	Ducati 899	10	16'51.198	58.894	9.219	7 1'39.040
18	67 HUMPHRIES Ross	GBR	ross67racing	Ducati 899	10	16'57.677	1'05.373	6.479	5 1'38.401
19	69 COMPTON Dijon	GBR	AOR/ZERO	Ducati 899	10	17'00.106	1'07.802	2.429	10 1'40.719
20	6 HASLER Peter	GBR	AOR/ZERO	Ducati 899	10	17'00.571	1'08.267	0.465	10 1'39.735
21	98 JAGGARD Keith	GBR	Total Plant Ducati	Ducati 899	10	17'30.299	1'37.995	29.728	6 1'43.741
22	14 KING Loris	GBR	RK Corse	Ducati 899	10	17'33.421	1'41.117	3.122	10 1'42.289
----- Not Classified -----									
RET	23 FOSTER Adam	GBR	FS Racing	Ducati 899	9	15'21.400	1 Lap		7 1'39.860
RET	71 PEARCE Wesley	GBR	777 racing/P&H Motorcycles	Ducati 899	9	15'28.467	1 Lap		7 1'40.678
RET	912 HAMBRO Murray	GBR	True Heroes Racing/Laguna	Ducati 899	6	10'39.919	4 Laps		5 1'43.723
RET	88 ROONEY Rik	GBR	Highsparks Motorsport	Ducati 899	4	7'19.567	6 Laps		3 1'46.029
RET	75 HILL Danny	GBR	DHR	Ducati 899	2	3'18.261	8 Laps		2 1'37.097
RET	77 RAILTON Jonathan	GBR	Boast Plumbing	Ducati 899	2	3'42.316	8 Laps		
NS	22 MACKAY Dave	GBR	True Heroes Racing/Laguna	Ducati 899					

Starting: 29 Not Started: 1 Retired: 6 Not Classified: 0 Classified: 22 Disqualified: 0

Fastest Lap N. 6 No. 10 Sean Neary Time 1'34.498 Avg. 153,260 Km/h

Humidity:	69%	AIR	14°C
Condition:	Dry	Temp:	25°C

28/05/2016

Start
16:16

End
16:33

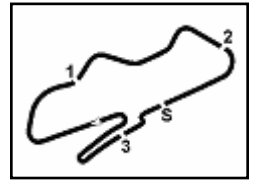
The results are provisional until the end of the time limit for protests and appeals and the completion of the technical checks.

PERUGIA TIMING

UK Round, 27-28-29 May 2016

Ducati TriOptions Cup - Starting Grid Race 2

10 Laps x 4,023 km = 40,230 km



Donington Park 4.023 m

1	10 NEARY S. ¹	2 MORRIS L. ²	7 ATKINSON P. ³
2	13 GUIVER R. ⁴	43 BROWN R. ⁵	41 FERNS D. ⁶
3	11 DAWSON L. ⁷	5 MIDDLEMAS S. ⁸	21 CHEETHAM M. ⁹
4	75 HILL D. ¹⁰	42 CURRIE C. ¹¹	48 WILSON N. ¹²
5	27 SKINNER T. ¹³	15 WAGHORN J. ¹⁴	67 HUMPHRIES R. ¹⁵
6	16 MASON J. ¹⁶	28 BROADWAY B. ¹⁷	49 RAWSTHORNE T. ¹⁸
7	34 WADDELOW S. ¹⁹	6 HASLER P. ²⁰	23 FOSTER A. ²¹
8	71 PEARCE W. ²²	69 COMPTON D. ²³	14 KING L. ²⁴
9	912 HAMBRO M. ²⁵	98 JAGGARD K. ²⁶	88 ROONEY R. ²⁷
10	77 RAILTON J. ²⁸		

Jury President

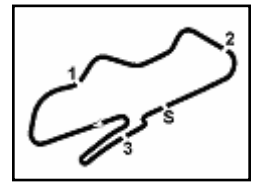
..... Race Director

These data/results cannot be reproduced, stored and/or transmitted in whole or in part by any manner of electronic, mechanical, photocopying, recording, broadcasting or otherwise now known or herein after developed without the previous express consent by the copyright owner, except for reproduction in daily press and regular printed publications on sale to the public within 60 days of the event related to those data/results and always provided that copyright symbol appears together as follows below.

© DORNA WSBK ORGANIZATION Srl 2016

UK Round, 27-28-29 May 2016

Ducati TriOptions Cup - Chronological Analysis Race 1



Donington Park 4.023 m

3 / 3

Start at 16:15'34.056

8	21.879	27.410	12.820	12.432	26.537	1'41.078	224.5	16:29'17.131
9	22.063	27.487	12.847	13.016	29.979	1'45.392 P	221.8	16:31'02.523

912 M. HAMBRO (1'43.723)

Lap	Seg. 1	Seg. 2	Seg. 3	Seg. 4	Seg. 5	Lap Time	km/h	Local Time
1	29.024	29.664	12.766	13.358	27.338	1'52.150 P	213.4	16:17'26.206
2	22.788	28.925	13.070	13.613	27.406	1'45.802	209.3	16:19'12.008
3	22.408	28.037	12.819	14.155	28.096	1'45.515	218.2	16:20'57.523
4	22.319	28.585	13.044	12.946	27.053	1'43.947	209.7	16:22'41.470
5	22.524	28.575	12.975	12.979	26.670	1'43.723	211.4	16:24'25.193
6	22.436	28.019	12.942	13.164	32.221	1'48.782 P	197.1	16:26'13.975

88 R. ROONEY (1'46.029)

Lap	Seg. 1	Seg. 2	Seg. 3	Seg. 4	Seg. 5	Lap Time	km/h	Local Time
1	28.458	29.220	13.130	12.883	27.741	1'51.432 P	218.6	16:17'25.488
2	22.825	28.936	13.697	13.352	27.442	1'46.252	202.2	16:19'11.740
3	23.158	28.500	13.258	13.404	27.709	1'46.029	215.6	16:20'57.769
4	23.124	29.037	13.543	14.550	35.600	1'55.854 P	205.7	16:22'53.623

75 D. HILL (1'37.097)

Lap	Seg. 1	Seg. 2	Seg. 3	Seg. 4	Seg. 5	Lap Time	km/h	Local Time
1	24.827	27.071	12.304	11.662	25.300	1'41.164 P	235.8	16:17'15.220
2	20.711	26.487	12.317	12.023	25.559	1'37.097	232.8	16:18'52.317

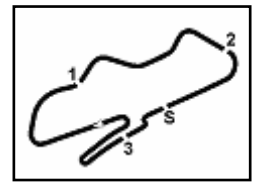
77 J. RAILTON (40'39.999)

Lap	Seg. 1	Seg. 2	Seg. 3	Seg. 4	Seg. 5	Lap Time	km/h	Local Time
1	25.212	26.780	12.416	11.901	26.876	1'43.185	228.3	16:17'17.241
2	23.656	36.413	15.973	16.776	26.313	1'59.131 P		16:19'16.372

P = Pits In/Out - C = Lap-Time Cancelled

These data/results cannot be reproduced, stored and/or transmitted in whole or in part by any manner of electronic, mechanical, photocopying, recording, broadcasting or otherwise now known or herein after developed without the previous express consent by the copyright owner, except for reproduction in daily press and regular printed publications on sale to the public within 60 days of the event related to those data/results and always provided that copyright symbol appears together as follows below.

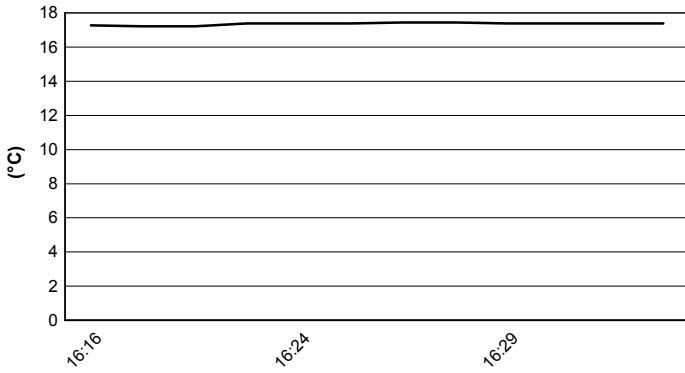
© DORNA WSBK ORGANIZATION Srl 2016



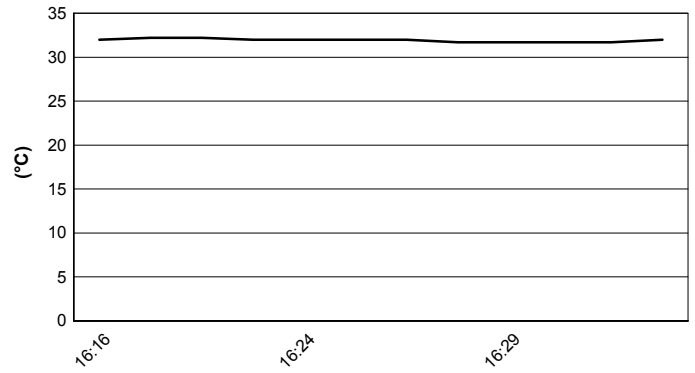
Donington Park 4.023 m

Session started 16:16 Session ended 16:33

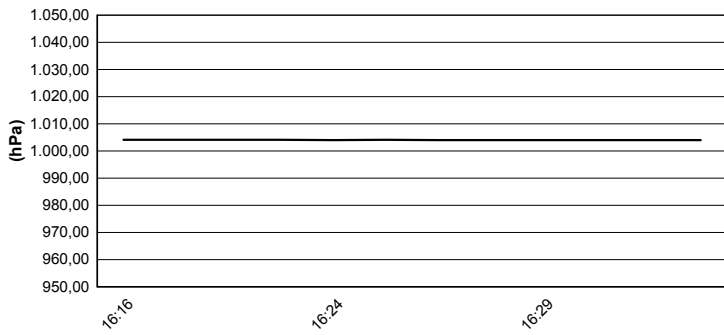
Air Temperature



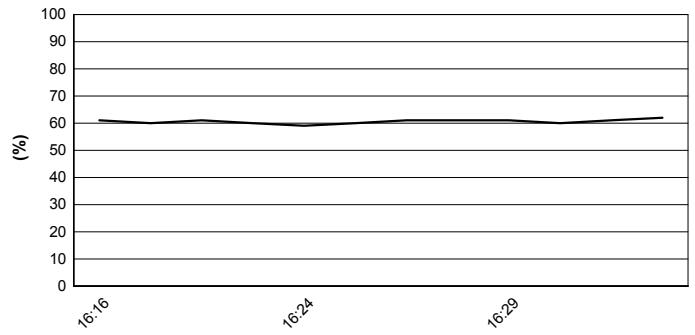
Track Temperature



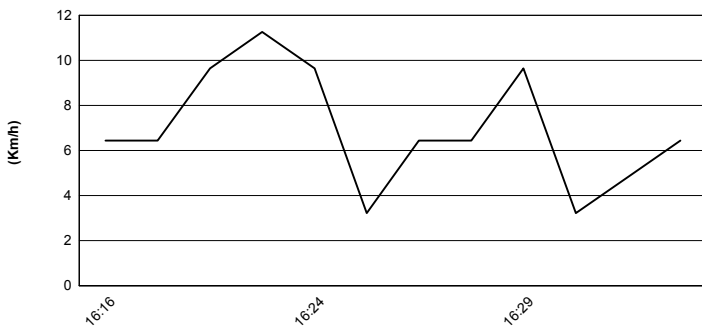
Air Pressure



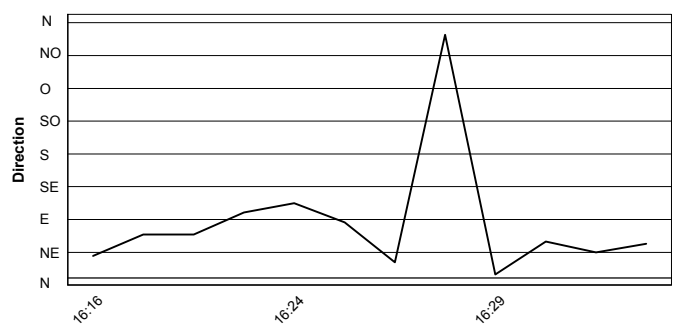
Humidity



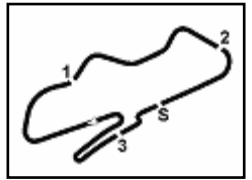
Wind Speed



Wind Direction



These data/results cannot be reproduced, stored and/or transmitted in whole or in part by any manner of electronic, mechanical, photocopying, recording, broadcasting or otherwise now known or herein after developed without the previous express consent by the copyright owner, except for reproduction in daily press and regular printed publications on sale to the public within 60 days of the event related to those data/results and always provided that copyright symbol appears together as follows below.
 © DORNA WSBK ORGANIZATION Srl 2016



Results

			Laps
1	2 L. MORRIS	Ducati 899	10
2	10 S. NEARY	Ducati 899	2.110
3	7 P. ATKINSON	Ducati 899	2.893
4	13 R. GUIVER	Ducati 899	6.385
5	43 R. BROWN	Ducati 899	10.295
6	41 D. FERNS	Ducati 899	15.904
7	11 L. DAWSON	Ducati 899	16.367
8	21 M. CHEETHAM	Ducati 899	24.380
9	5 S. MIDDLEMAS	Ducati 899	24.597
10	42 C. CURRIE	Ducati 899	31.247
11	48 N. WILSON	Ducati 899	34.749
12	27 T. SKINNER	Ducati 899	38.467
13	15 J. WAGHORN	Ducati 899	38.878
14	49 T. RAWSTHORNE	Ducati 899	47.537
15	34 S. WADDELOW	Ducati 899	49.451
16	16 J. MASON	Ducati 899	49.675
17	28 B. BROADWAY	Ducati 899	58.894
18	67 R. HUMPHRIES	Ducati 899	1'05.373
19	69 D. COMPTON	Ducati 899	1'07.802
20	6 P. HASLER	Ducati 899	1'08.267
21	98 K. JAGGARD	Ducati 899	1'37.995
22	14 L. KING	Ducati 899	1'41.117
RET	23 A. FOSTER	Ducati 899	1 Lap
RET	71 W. PEARCE	Ducati 899	1 Lap
RET	912 M. HAMBRO	Ducati 899	4 Laps
RET	88 R. ROONEY	Ducati 899	6 Laps
RET	75 D. HILL	Ducati 899	8 Laps
RET	77 J. RAILTON	Ducati 899	8 Laps
NS	22 D. MACKAY	Ducati 899	

Top Speeds

1	13 R. GUIVER	Ducati 899	240.5
2	43 R. BROWN	Ducati 899	239.5
3	11 L. DAWSON	Ducati 899	238.9
4	7 P. ATKINSON	Ducati 899	237.4
5	41 D. FERNS	Ducati 899	236.8
6	67 R. HUMPHRIES	Ducati 899	236.8
7	34 S. WADDELOW	Ducati 899	236.8
8	2 L. MORRIS	Ducati 899	236.3
9	75 D. HILL	Ducati 899	235.8
10	27 T. SKINNER	Ducati 899	235.8
11	48 N. WILSON	Ducati 899	235.8
12	14 L. KING	Ducati 899	235.3
13	21 M. CHEETHAM	Ducati 899	234.8
14	16 J. MASON	Ducati 899	233.8
15	42 C. CURRIE	Ducati 899	233.8
16	5 S. MIDDLEMAS	Ducati 899	233.3
17	28 B. BROADWAY	Ducati 899	232.3
18	10 S. NEARY	Ducati 899	231.3
19	15 J. WAGHORN	Ducati 899	231.3
20	49 T. RAWSTHORNE	Ducati 899	230.3
21	77 J. RAILTON	Ducati 899	228.3
22	6 P. HASLER	Ducati 899	228.3
23	69 D. COMPTON	Ducati 899	226.9
24	23 A. FOSTER	Ducati 899	225.0
25	71 W. PEARCE	Ducati 899	224.5
26	98 K. JAGGARD	Ducati 899	220.9
27	88 R. ROONEY	Ducati 899	218.6
28	912 M. HAMBRO	Ducati 899	218.2

Seg. 1			Seg. 2			Seg. 3			Seg. 4			Seg. 5		
1	10 S. NEARY	20.285	1	10 S. NEARY	25.483	1	7 P. ATKINSON	12.007	1	7 P. ATKINSON	11.411	1	2 L. MORRIS	24.652
2	13 R. GUIVER	20.292	2	2 L. MORRIS	25.744	2	10 S. NEARY	12.034	2	2 L. MORRIS	11.489	2	7 P. ATKINSON	24.752
3	2 L. MORRIS	20.340	3	13 R. GUIVER	25.756	3	2 L. MORRIS	12.057	3	10 S. NEARY	11.509	3	10 S. NEARY	24.854
4	7 P. ATKINSON	20.366	4	43 R. BROWN	25.785	4	43 R. BROWN	12.084	4	13 R. GUIVER	11.516	4	13 R. GUIVER	24.897
5	43 R. BROWN	20.463	5	7 P. ATKINSON	25.827	5	11 L. DAWSON	12.099	5	43 R. BROWN	11.525	5	43 R. BROWN	24.929
6	11 L. DAWSON	20.520	6	11 L. DAWSON	26.054	6	13 R. GUIVER	12.148	6	41 D. FERNS	11.597	6	41 D. FERNS	25.088
7	75 D. HILL	20.711	7	41 D. FERNS	26.057	7	41 D. FERNS	12.150	7	75 D. HILL	11.662	7	11 L. DAWSON	25.109
8	5 S. MIDDLEMAS	20.732	8	5 S. MIDDLEMAS	26.129	8	21 M. CHEETHAM	12.192	8	11 L. DAWSON	11.665	8	21 M. CHEETHAM	25.263
9	41 D. FERNS	20.740	9	21 M. CHEETHAM	26.149	9	5 S. MIDDLEMAS	12.286	9	21 M. CHEETHAM	11.669	9	42 C. CURRIE	25.263
10	21 M. CHEETHAM	20.840	10	48 N. WILSON	26.363	10	75 D. HILL	12.304	10	42 C. CURRIE	11.745	10	15 J. WAGHORN	25.297
11	48 N. WILSON	20.971	11	42 C. CURRIE	26.366	11	67 R. HUMPHRIES	12.349	11	5 S. MIDDLEMAS	11.795	11	75 D. HILL	25.300
12	67 R. HUMPHRIES	21.041	12	75 D. HILL	26.487	12	15 J. WAGHORN	12.352	12	48 N. WILSON	11.828	12	5 S. MIDDLEMAS	25.310
13	15 J. WAGHORN	21.055	13	27 T. SKINNER	26.513	13	27 T. SKINNER	12.373	13	49 T. RAWSTHORNE	11.882	13	49 T. RAWSTHORNE	25.481
14	42 C. CURRIE	21.127	14	67 R. HUMPHRIES	26.531	14	42 C. CURRIE	12.391	14	77 J. RAILTON	11.901	14	48 N. WILSON	25.496
15	27 T. SKINNER	21.165	15	15 J. WAGHORN	26.637	15	77 J. RAILTON	12.416	15	27 T. SKINNER	11.972	15	27 T. SKINNER	25.500
16	16 J. MASON	21.196	16	77 J. RAILTON	26.780	16	16 J. MASON	12.438	16	15 J. WAGHORN	12.016	16	16 J. MASON	25.685
17	28 B. BROADWAY	21.221	17	28 B. BROADWAY	26.928	17	34 S. WADDELOW	12.463	17	67 R. HUMPHRIES	12.065	17	67 R. HUMPHRIES	25.864
18	34 S. WADDELOW	21.296	18	6 P. HASLER	26.980	18	48 N. WILSON	12.484	18	34 S. WADDELOW	12.113	18	34 S. WADDELOW	25.877
19	49 T. RAWSTHORNE	21.337	19	16 J. MASON	27.002	19	6 P. HASLER	12.602	19	28 B. BROADWAY	12.148	19	23 A. FOSTER	25.905
20	23 A. FOSTER	21.364	20	34 S. WADDELOW	27.063	20	14 L. KING	12.608	20	16 J. MASON	12.182	20	28 B. BROADWAY	25.930
21	69 D. COMPTON	21.576	21	49 T. RAWSTHORNE	27.096	21	28 B. BROADWAY	12.614	21	69 D. COMPTON	12.284	21	69 D. COMPTON	26.027
22	6 P. HASLER	21.628	22	23 A. FOSTER	27.233	22	49 T. RAWSTHORNE	12.628	22	23 A. FOSTER	12.287	22	6 P. HASLER	26.072
23	71 W. PEARCE	21.684	23	69 D. COMPTON	27.316	23	23 A. FOSTER	12.684	23	6 P. HASLER	12.348	23	71 W. PEARCE	26.404
24	14 L. KING	21.969	24	71 W. PEARCE	27.410	24	69 D. COMPTON	12.706	24	71 W. PEARCE	12.383	24	98 K. JAGGARD	26.662
25	98 K. JAGGARD	22.114	25	14 L. KING	27.503	25	71 W. PEARCE	12.725	25	98 K. JAGGARD	12.681	25	912 M. HAMBRO	26.670
26	912 M. HAMBRO	22.319	26	912 M. HAMBRO	28.019	26	912 M. HAMBRO	12.766	26	14 L. KING	12.748	26	14 L. KING	26.708
27	88 R. ROONEY	22.825	27	88 R. ROONEY	28.500	27	98 K. JAGGARD	12.894	27	88 R. ROONEY	12.883	27	77 J. RAILTON	26.876
28	77 J. RAILTON	23.656	28	98 K. JAGGARD	28.594	28	88 R. ROONEY	13.130	28	912 M. HAMBRO	12.946	28	88 R. ROONEY	27.442